



Arrow of Light to Scouts BSA Transition



Prepared. For Life.®



The Basics



Arrow of Light Scouts and their families should be familiar and comfortable with the youth and adult leaders of the Scouts BSA troop.

They should understand their role in the troop and troop activities, and feel excited about beginning this new adventure.

The passage from a pack to a troop should be smooth, with no time lost in between.

The crossover ceremony should clearly signify the transition to a new level of Scouting.

Prepared. For Life.®



Pack Troop Relationship

TRUSTWORTHY
loyal HELPFUL
friendly
KIND
cheerful
thrifty
brave
clean
reverent
COURTEOUS
OBE
DIE
N
T

The key factor to a strong Arrow of Light to Scouts BSA transition is the ongoing working relationship of the leaders of a Cub Scout pack, the Arrow of Light den leader, and the adult leaders of the Scouts BSA troop. Ideally, a chartered organization would have a pack and a troop with leaders who work together to help prepare Arrow of Light Scouts into a Scouts BSA troop the same way schools move students from elementary school to middle school.

Prepared. For Life.®





In other words...

By planning and coordinating their efforts, the pack and troop can help make the Arrow of Light -to-Scout transition seamless and give all Arrow of Light Scouts a chance to experience the fun and excitement of joining a Scouts BSA troop.



Prepared. For Life.®



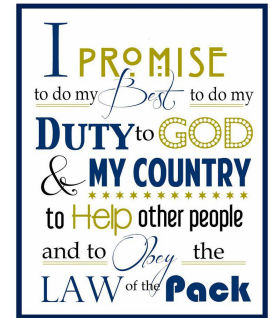


AOL Required Adventures

To earn the AOL badge, a Cub Scout must earn the six required Adventures and at least two elective Adventures.

The required Adventures are based on the aims of Scouting:

- character & leadership
- personal fitness
- citizenship
- and the areas of importance:
- the outdoors
- Safety
- family & reverence



The required Adventures for Arrow of Light have requirements that prepare Cub Scouts for Scouts BSA.

Prepared. For Life.®





BOBCAT – (CHARACTER & LEADERSHIP)

Bobcat is designed to be the first required Adventure earned, but does not have to be.

Within the requirements, Cub Scouts learn about Scouts BSA by creating a patrol, learning the Scouts BSA handshake and salute, and visiting a Scouts BSA Troop.

This visit to the Scouts BSA Troop should be done as soon as possible to allow Cub Scouts and their parents to become familiar with Scouts BSA and ideally the troop they will join.

Prepared. For Life.®





OUTDOOR ADVENTURER – (OUTDOORS)

Arrow of Light Scouts are introduced to the Scout Outdoor Essentials.

They are required to go camping, this can be as a den or with a Scouts BSA Troop.



Prepared. For Life.®



PERSONAL FITNESS

This is the first Adventure in Cub Scouting where Scouts are required to track their progress.

Tracking progress for personal fitness and other activities is common in the Scouts BSA advancement program.



Prepared. For Life.®



CITIZENSHIP

This Adventure Arrow of Light Scouts learn how to plan a service project using the SAFE checklist and start to track their service hours.

Tracking service hours is a common requirement in the Scouts BSA advancement program.



Prepared. For Life.®



FIRST AID

Based on feedback from Scouts BSA leaders there was a strong desire for new Scouts who are joining a Scouts BSA troop to have first aid skills.

In addition to first-aid Arrow of Light Scouts learn about personal safety awareness.



Prepared. For Life.®



DUTY TO GOD (FAMILY & REVERENCE)

To prepare Arrow of Light Scouts for a board of review they are asked in this Adventure to verbalize how they incorporate the value of duty to god into their lives.



Prepared. For Life.®





Pack Responsibilities



It should be the goal of the Cubmaster and Arrow of Light den leader to have each Scout continue their Scouting experience. Pack and den leaders can use these tips:

- Develop a working relationship with the leadership of a troop or troops in the community. Most troops should have either an ASM or a CM assigned to new Scouts. Your UC can help put you in contact with troop leaders.
- Ensure that AOL Scouts visit a SBSA Troop as early as possible, a requirement for the required Bobcat Adventure.
- Work with troop leaders to secure den chiefs, with a focus on Arrow of Light dens.
- Work with troop leaders to get assistance with delivering Arrow of Light required and elective Adventures.

Prepared. For Life.®



Pack Responsibilities (cont.)



- Invite the Scoutmaster and troop youth leaders to special pack activities. This will help create familiarity and a level of comfort for the Arrow of Light Scouts and their parents as they ease into the troop.
- Plan a meaningful crossover ceremony. Include troop leadership to be present to accept the Arrow of Light Scouts as they graduate.
- If a troop does not exist in your community, discuss with the head of the pack's chartered organization about the possibility of organizing a troop. An Arrow of Light den can form the nucleus of a new troop.

Prepared. For Life.®





Troop Responsibilities



The transition from an Arrow of Light den to a Scouts BSA troop is an important stage in the Scouting journey.

It is crucial that Scout leaders do everything they can to make the process as seamless and inviting as possible for Webelos and their parents, including:

- Become familiar with the requirements for the six Arrow of Light required Adventures.
- Schedule and prepare for Arrow of Lights Scouts to visit the Troop meeting as soon as possible (start of the school/program year).
- Select Scouts to serve as den chiefs for each Arrow of Light den. Arrange for den chief training.

Prepared. For Life.®





Troop Responsibilities (cont.)



- **Serve as a resource for overnight activities. The troop can provide equipment, leadership, and logistics for Arrow of Light den or pack campouts.**
- **Conduct an orientation for parents when Arrow of Light Scouts are visiting the Troop to explain the difference between Cub Scouting and Scouts BSA and how the Arrow of Light badge or rank will help prepare them for joining Scouts BSA. Include information on Summer Camp to allow families to prepare financially and take advantage of fundraising opportunities.**
- **Arrow of Light den campouts with a Scout troop should show Arrow of Light Scouts and their parents what to expect when they move into the troop. The Arrow of Light den and troop should cook and camp by patrol and use skills that the Arrow of Light Scouts can participate in.**

Prepared. For Life.®





Troop Responsibilities (cont.)

- Provide each Arrow of Light Scouts and their parents with a copy of the troop's activities for the upcoming year.
- Get to know the parents and leaders in the Arrow of Light den. Have personal one-on-one discussions about how they can be of service to the troop when their child joins.
- Work with the Cubmaster and Arrow of Light den leader in planning a meaningful crossover ceremony.



Prepared. For Life.®





Unit Commissioner Responsibilities

The unit commissioner is the connecting link in the chain between the troop and the pack.

Usually, the same unit commissioner will serve both the pack and troop for the Charter Organization, making them a great resource for assisting in the Arrow of Light-to-Scout transition.

Unit commissioners can use these tips to help Arrow of Light Scouts continue in Scouting:

- Be a catalyst in developing good relationships between troop and pack leaders.
- Promote communication by scheduling a meeting of key volunteers.
- Help plan an Arrow of Light den visit to a troop meeting and other joint activities.

Prepared. For Life.®





UC Responsibilities (cont.)

- **Keep the pack and troop on schedule as plans develop for the crossover ceremony.**
- **Attend the crossover ceremony.**
- **Be sure new Scouts have completed a Scouts BSA application, that they have a copy of the troop's activities, and that they know when and where the troop meets.**
- **Work with the Arrow of Light den leader to follow up on youth who did not join a troop. Make sure they are invited to join a troop.**
- **Be sure Arrow of Light Scouts join a troop in time to prepare for Scout summer camp.**

Prepared. For Life.®





Arrow of Light-to-Scout Plan

Key:

- **CM-Cubmaster**
- **PLC-Patrol leaders' council**
- **SM-Scoutmaster**
- **SPL-Senior patrol leader**
- **TCC-Troop committee chair**
- **TG-Troop guide**
- **TMC-Troop membership chair**
- **AOLDL-Arrow of Light den leader**



Prepared. For Life.®





August


1	Get names, addresses, and telephone numbers of Arrow of Light Scouts. Record the information on the Arrow of Light Scout Tracking form.	TMC, OALDL, CM
2	Plan a joint Scout troop/Arrow of Light den camping trip for October.	SM, PLC, CM, WDL
3	Schedule the Arrow of Light den visit to the Scouts BSA Troop to complete the Bobcat Adventure requirement.	OALDL, SM, TMC
4	Select a den chief for each Arrow of Light den.	SM, SPL, CM

Prepared. For Life.®



September

1	Mail a letter of introduction from the Scout troop to Arrow of Light families.	TMC, SM
2	Put Arrow of Light Scouts on the mailing list to receive the troop newsletter.	TMC
3	Continue planning the joint camping trip for October.	SM, PLC, CM, AOLDL



Prepared. For Life.®



October

1 Conduct the joint camping trip with the Arrow of Light den.

SM, TMC, SPL, CM, AOLDL

Prepared. For Life.®





November

1	Assist Arrow of Light Den Leader with Adventures at den meetings.	SM, TMC, SPL
2	Have den chiefs attend a local council or district training course.	SM

Prepared. For Life.®



December

1	Confirm the date, time, and location for the Arrow of Light crossover ceremony	SM, TMC, SPL, CM, AOLDL
2	Inform Arrow of Light parents of the dates, location, and costs for Summer Camp.	SM, TMC


Prepared. For Life.®



January

1 | Finalized plans for Arrow of Light crossover

SM, SPL, CM, AOLDL



Prepared. For Life.®



February

1	Recommended time to hold cross-over ceremony.	SM, CM, SPL, TMC
2	Get new Scouts actively involved with the troop through troop activities.	TMC, SM, CM
3	Recruit parents of new Scouts to become assistant Scoutmasters or troop committee members.	TCC, SM

Prepared. For Life.®





March

1 Plan a troop activity for new Scouts to get them involved with their new troop.

PLC, SM, TMC, TG

Prepared. For Life.®





April

1	Conduct summer camp orientation to encourage troop involvement.	SM
2	Sponsor a troop activity for the new Scouts.	SM, TMC, TG, PLC

Prepared. For Life.®



May

1	Work closely with new Scouts and parents during their transition to a troop, ensuring their needs are met and that their move has been natural and fun.	TMC
2	Work on rank advancement with new Scouts.	SM, SPL, TG

Prepared. For Life.®





June

1 Ensure that all new Scouts attend summer camp.


TMC, SM

Prepared. For Life.®



July

1	Work closely with new Scouts and parents during their transition to a troop, ensuring their needs are met and that their move has been natural and fun.	TMC
2	Work on rank advancement with new Scouts.	SM, SPL, TG



Prepared. For Life.®

What would you add?

Any Suggestions?



Prepared. For Life.®